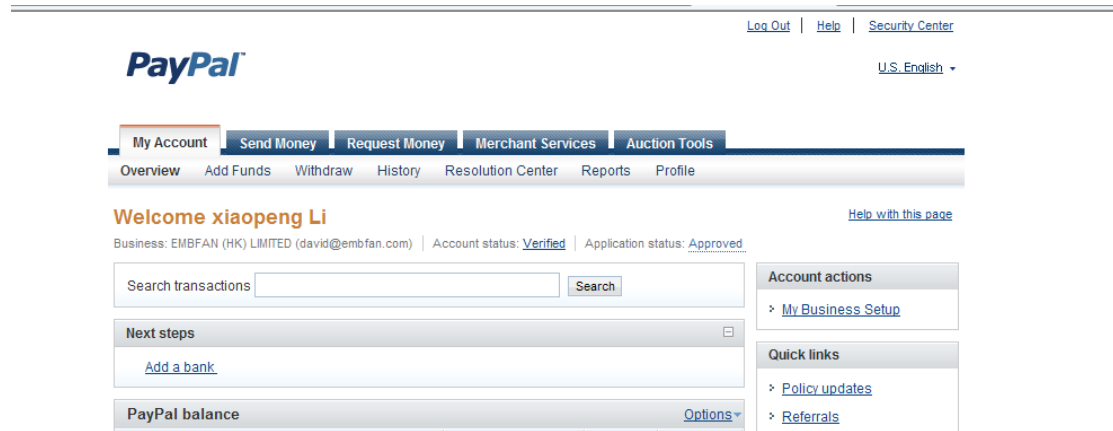


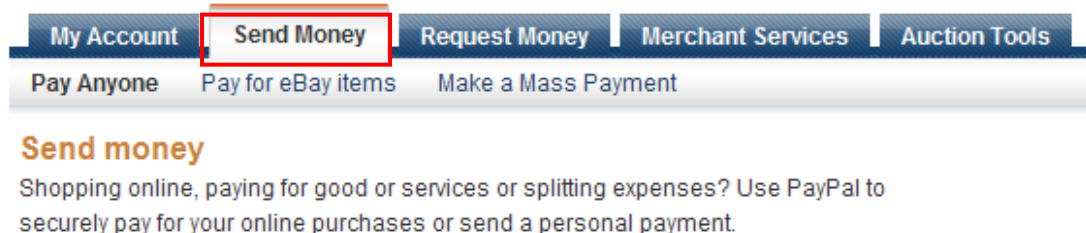
# Eight Steps To Save Transfer Cost From Paypal

From Embfan (HK) LTD

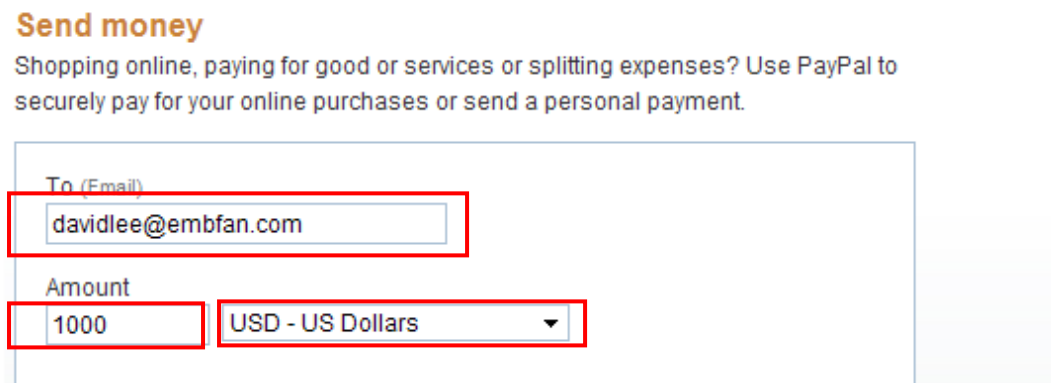
## 1. Login paypal account:



## 2. Click send money and pay anyone



## 3. Fill in the email address and amount:



### Re-Check:

1. Reciever email address.
2. Amount
3. Currency

## 4. Choice personal payments

**Improtant:** Choice **Personal payments** like the picture

Online purchases
  **Personal payments**

Purpose of payment:  
 Payments made mainly to individuals and not to businesses.

**5. Choice Payment owed**

Online purchases
  **Personal payments**

Purpose of payment:  
 Payments made mainly to individuals and not to businesses.  
[Learn more.](#)

Shared expenses
  Rental charges  
 **Payment owed**
 Others

**Continue**

**6. Click Continue you will see**

Description	Amount	
Payment Owed davidlee@embfan.com	\$1,000.00 USD	<a href="#">Change</a>
<input checked="" type="checkbox"/> I will pay the <a href="#">fee</a> : \$5.00 USD		
<b>Your total charge: \$1,005.00 USD</b>		
Your recipient will receive: \$1,000.00 USD		

**7. Choice I will pay the fee**

I will pay the [fee](#): \$5.00 USD

**Your total charge: \$1,005.00 USD**

**8. Click send money bottom**

**Send Money**

**9. Congratulation, money saved**